

44 Z Anal Chem Band 281 Heft 1 1976 Rd Springer

This is likewise one of the factors by obtaining the soft documents of this **44 z anal chem band 281 heft 1 1976 rd springer** by online. You might not require more period to spend to go to the book launch as without difficulty as search for them. In some cases, you likewise accomplish not discover the broadcast 44 z anal chem band 281 heft 1 1976 rd springer that you are looking for. It will unconditionally squander the time.

However below, once you visit this web page, it will be so unconditionally easy to get as competently as download lead 44 z anal chem band 281 heft 1 1976 rd springer

It will not resign yourself to many time as we notify before. You can reach it even though performance something else at home and even in your workplace. thus easy! So, are you question? Just exercise just what we manage to pay for under as competently as review **44 z anal chem band 281 heft 1 1976 rd springer** what you as soon as to read!

The Online Books Page: Maintained by the University of Pennsylvania, this page lists over one million free books available for download in dozens of different formats.

44 Z Anal Chem Band

Sticky Ions: A Student-Centered Activity Using Magnetic Models to Explore the Dissolving of Ionic Compounds; Norcystine, a New Tool for the Study of the Structure–Activity Relationship of Peptides

Analytical Chemistry | Vol 44, No 12

Simple device for compensation of broad-band absorption interference in flameless atomic absorption determination of mercury. Ron L. Windham; Analytical Chemistry 1972, ... Analytical Chemistry 1972, 44, ...

Analytical Chemistry | Vol 44, No 7

Events : See the complete list of deadlines! Cancelled: EUROBIC 2020 - 15th European Biological Inorganic Chemistry Conference 16.08.2020 Reykjavik, Iceland

Fresenius' Zeitschrift für Analytische Chemie | EVISA's ...

32 Z. Anal. Chem., Band 265, Heft 1 (1973) Microdetection of Nitrite with Malachite Green or Congo Red Mikronaehweis von Nitrit mit Malachitgrün oder Kongorot Naehw. von Nitrit mit Malaehitgrün oder Kongorot G. S. Johar and G. D. Tiwari Dept. of Chemistry, V. S. Sanatan Dharma College, Kanpur-208002, India l~eceived September 9, 1972; revised ...

32 Z. Anal. Chem., Band 265, Heft 1 (1973)

Variable Coordination Modes of NO₂⁻ in a Series of Ag(I) Complexes Containing Triorganophosphines, -arsines, and -stibines. Syntheses, Spectroscopic Characterization (IR, ¹H and ³¹P NMR, Electrospray Ionization Mass), and Structures of [AgNO₂(R₃E)_x] Adducts (E = P, As, Sb, x = 1–3)

Analytical Chemistry | Vol 87, No 1

Analytical chemistry. Analytical apparatus. Sensors (2921) Software (250) Microarrays (184) Circuits (119) Microfluidic devices (107) Inkjet printing (31) Waveguides (25) Antennas (13) Lab-on-a-chip (12) Actuators (7) Wearable electronics (2) Mass spectrometry. Mass spectrometers (367) Liquid chromatography-mass spectrometry (134) Chromatography

Analytical Chemistry

Phase-Change Slippery Liquid-Infused Porous Surfaces with Thermo-Responsive Wetting and Shedding States; Water-soluble copolymers. 49. Effect of the distribution of the hydrophobic cationic monomer dimethyldodecyl(2-acrylamidoethyl)ammonium bromide on the solution behavior of associating acrylamide copolymers

Analytical Chemistry | Vol 92, No 14

Characteristic Raman bands of DMAB are visible at 1142 cm⁻¹, 1390 cm⁻¹ and 1437 cm⁻¹ in the TERS spectra measured at pATP→DMAB reaction hotspot locations 1–3, whereas these bands are absent ...

Nanoscale chemical imaging using tip-enhanced Raman ...

Polyacrylamide gel electrophoresis (PAGE) was employed to verify the feasibility of the Pb²⁺ dependent DNAzyme and the 3D DNA nanomachine. As shown in Fig. 1A, the distinct bands in lane 1–3 correspond to the ssDNA of A1, A2 and miRNA-141, respectively. After incubation the above three ssDNA at 37 °C for 90 min, a single and bright band is shown in lane 4, suggesting the successful ...

A three-dimensional DNA nanomachine with target recycling ...

ANALYTICAL BIOCHEMISTRY 44, 276-287 (1971) Superoxide Dismutase: Improved Assays and an Assay Applicable to Acrylamide Gels! CHARLES BEAUCHAMPZ AND IRWIN FRIDOVICH The Department of Biochemistry, Duke University Medical Center, Durham, North Carolina ,27710 Received April 21, 1971 Superoxide dismutase has been isolated from bovine erythrocytes (1), bovine heart (2), and Escherichia coli (3).

Superoxide dismutase: Improved assays and an assay ...

The 890 and 1071 cm⁻¹ bands correspond to the bending vibrations of C C and C O and also the bands observed at 1345 and 1405 cm⁻¹ refer the C C, C O vibrations. The weak band near 2029 cm⁻¹ is assigned to O C O bending vibration mode [62,63]. Also, the bands at 2900 and 2980 cm⁻¹ can be attributed to C H stretching vibrations

Journal of Photochemistry and Photobiology A: Chemistry

MB1 probes (L2, 500 nM) ran as no bands due to their only 9-bp stems. Lane 3 containing P m (L3, 800 nM) were appeared as one band with high mobility under UV light, since the short-fragments of P m. A new legible band was appeared in Lane 4 (L4), indicating the well binding of the P m in the presence of miR-21.

DSN/TdT recycling digestion based cyclic amplification ...

1. Anal Chem. 2006 Dec 15;78(24):8236-44. Optimizing band width and resolution in micro-free flow electrophoresis. Fonslow BR(1), Bowser MT. Author information: (1)Department of Chemistry, University of Minnesota, 207 Pleasant Street SE, Minneapolis, Minnesota 55455, USA.

Optimizing band width and resolution in micro-free flow ...

Mobile health technologies offer great promise for reducing healthcare costs and improving patient care. Wearable and implantable technologies are contributing to a transformation in the mobile health era in terms of improving healthcare and health outcomes and providing real-time guidance on improved health management and tracking. In this article, we review the biomedical applications of ...

Wearable and Implantable Sensors for Biomedical ...

Assisted by rationally designed novel plasmonic nanostructures, surface-enhanced Raman spectroscopy has presented a new generation of analytical tools (that is, tip-enhanced Raman spectroscopy and ...

Nanostructure-based plasmon-enhanced Raman spectroscopy ...

This review discusses critically the various factors involved, with particular reference to vibrational band systems; other types of overlapping band systems encountered in analytical work are considered in less detail. Five parameters are involved: the number of component bands, their positions,

shapes and widths, and the form of the baseline.











The Scope and Limitations of Curve Fitting - W. F. Maddams ...

In this work, the reduction of mercury ions (Hg 2+) to elemental mercury (Hg 0) was easily achieved using highly reductive carbon dots (r-CDs), which synthesized from sucrose by a simple and cost-effective method. After a careful mechanistic study, the reduction was probably accomplished with the large numbers of electrons contained in r-CDs rather than the oxidation of its functional groups.

Reduction of mercury(II) by electrons contained in carbon ...

Free-flow electrophoresis (FFE) is a technique that performs an electrophoretic separation on a continuous stream of analyte as it flows through a planar flow channel. The electric field is applied perpendicularly to the flow to deflect analytes laterally according to their mobility as they flow through the separation channel. Miniaturization of FFE (μ FFE) over the past 15 years has allowed ...

Micro free-flow electrophoresis: theory and applications ...

Anal.Chem.Informatics Lab. added 10 new photos to the album: 2018    . November 10, 2018 · 2018  11  10    ...

Copyright code: d41d8cd98f00b204e9800998ecf8427e.